

PUNARVI PROJECTS PRIVATE LIMITED

HARNESS THE POWER OF SUN



PUNARVI
PROJECTS PVT LTD

Office: Plot No. 13, Laxmi Corp, P&T Colony. Tirmualgherry, Secunderabad - 500015.
Factory: #2-4-1087/LR, Phase-I, BN Reddy Nagar, Cherlapally, Hyderabad 500051.
www.Punarviprojects.com | Prasad@Punarviprojects.com | +91 7799 75 7777



DISCLAIMER

This Information Memorandum has been prepared by Punarvi Projects Pvt Ltd, This Information Memorandum is being delivered to the recipient for information purposes only and upon the understanding that it will be used only for the purpose set out herein. Use of Confidential Information is strictly limited to the preliminary consideration of an investment in the business described in this Memorandum.

No portion of this Memorandum may be reproduced, duplicated, or revealed in any manner without prior written consent of the Company. The Company reserves the right to negotiate with one or more prospective Investors at any time and to enter into a definitive agreement for an investment in the Business or any other transaction related to the Company without prior notice to the recipient or other prospective purchasers. Also, the Company reserves the right to terminate, at any time, further participation in the investigation, proposal, and negotiation process by any party and to modify any procedures without giving advance notice or providing any reason therefore. While PPPL has assembled the data presented, it does not accept responsibility for the accuracy of any of the data included in this report. In no event will PPPL or other member firms of the PPPL Renewable network of firms (each of which is a separate legal entity), or the partners, agents or employees thereof be liable for any decision or any direct or consequential loss arising from any use of material contained in this Memorandum.

PPPL makes no representations or warranties, expressed or implied, concerning such information. PPPL shall have no obligation or liability to any prospective offer or or purchaser for or as a result of the furnishing of information hereunder. In furnishing this Information Memorandum, PPPL undertakes no obligation to provide the recipient with access to any additional information. FSE expressly reserves the right at any time and in any respect to revise, supplement or withdraw any information provided herein.

The information will be kept confidential and not disclosed to third parties unless agreed in writing by the Company. All information contained in this Memorandum is Confidential Information.



BRIEF BACKGROUND

Brief Background

Why RE

Technology

Capex vs Opex

Risk Analysis

Clients & Financials

- Punarvi Projects Pvt Ltd is a former company of Flash Solar Energy India Pvt Ltd is focused on everything Renewable.
- The company has a strong track record of honest advisory, due diligence project conformity and commissioning within committed time frames.
- Punarvi Projects Pvt Ltd currently works extensively with HNI's, Fund houses, Family offices to help them better understand and tap into the solar business and create tax efficiencies.



WHAT WE DO

Brief
Background

Solar Energy

Technology

Capex vs
Opex

Risk Analysis

Clients &
Financials

FOR INVESTOR

- Project discovery Risk analysis
- Financial modeling & analysis
- Technical feasibility study & analysis
- Commercial due diligence
- Legal due diligence Statutory support
- Owner's engineer level services Risk modeling
- Sensitivity analysis Finance Debt, Funding
- PPA, its terms and conditions
- Complete documentation
- Contract negotiations and deal
- closure

FOR CAPEX

Negotiations
Selection of EPC Contractor
Negotiations & finalization
Selection of O&M Contractor
Complete documentation
Statutory support
Financial modeling
Statutory policy analysis
Tender management
Owner's engineer level
services



WHY PUNARVI

- Strong industry background in Legal, commercial, management, financial and technical management.
- Strong partner network across statutory, stake holders & ability for fast ,quick Fund allocation.
- Good reputation in market in terms of timely execution, project management, reporting and quality control.
- Overall more than 100 years of experience in complete project delivery areas through a professional and strong team.
- Senior professionals from reputed industries vouch for us and work and advise us.
- Complete bandwidth for hand holding and “Hassle Free execution.”



OUR STRENGTH

Brief
Background

Solar Energy

Technology

Capex vs
Opex

Risk Analysis

Clients &
Financials

1. **Strong network** with partners (high quality PPA and Service)
 - EPC
 - Legal
 - Banking
 - Statutory compliance Professionals (CA/CS)
2. Our **management style** of working is honesty and transparency of working
3. Management with combined **leadership and experience** in accounts, finance, audit, management, operation, service
4. Detailed due diligence, thorough **follow-up and closure**
5. Overall managing of **deal flow**
6. **Strong track record**; On time, with IRR targets in a perfect cordial environment.



WHY RENEWABLE ENERGY

Brief Background

Solar Energy

Technology

Capex vs Opex

Risk Analysis

Clients & Financials

FOR INVESTOR

- Accelerated depreciation
- Benefits under section 80I
- Assured fixed income
- High IRR
- No hassles for investor
- Protection of capital
- Strong documentation

FOR OFF-TAKER

- Statutory support
- Financial modeling
- BOM/BOS/RFQ
- Tender processing
- Complete legal documentation
- PPA preparation
- Finding investors and OPEX level funding
- Owner's engineer level services.



FINANCIAL PRODUCTS

Brief Background

Solar Energy

Technology

Capex vs Opex

Risk Analysis

Clients & Financials

We offer financial products in Renewable energy and have financed, engineered, developed, sold and currently operate many of the efficient & advanced PV Solar & Wind power plants

With expertise in everything renewable, we offer a range of configurable product solutions for different types of customers and partners.

Our three main offerings include:



1. Solar
2. Wind
3. Battery

Rooftop Solar Plant Installation, and Project execution

Financial investment products in Solar, Wind, Battery

Advisory on PPA development for PMC

Loan assistance for all above products

	AD Project IRR	AD Equity IRR
	15-18%	22-25%
	15-18%	22-25%

*AD Accelerated Depreciation
*Figures are Indicative & Post Tax



OUR MODEL OF SOLAR PV SYSTEM

Brief Background

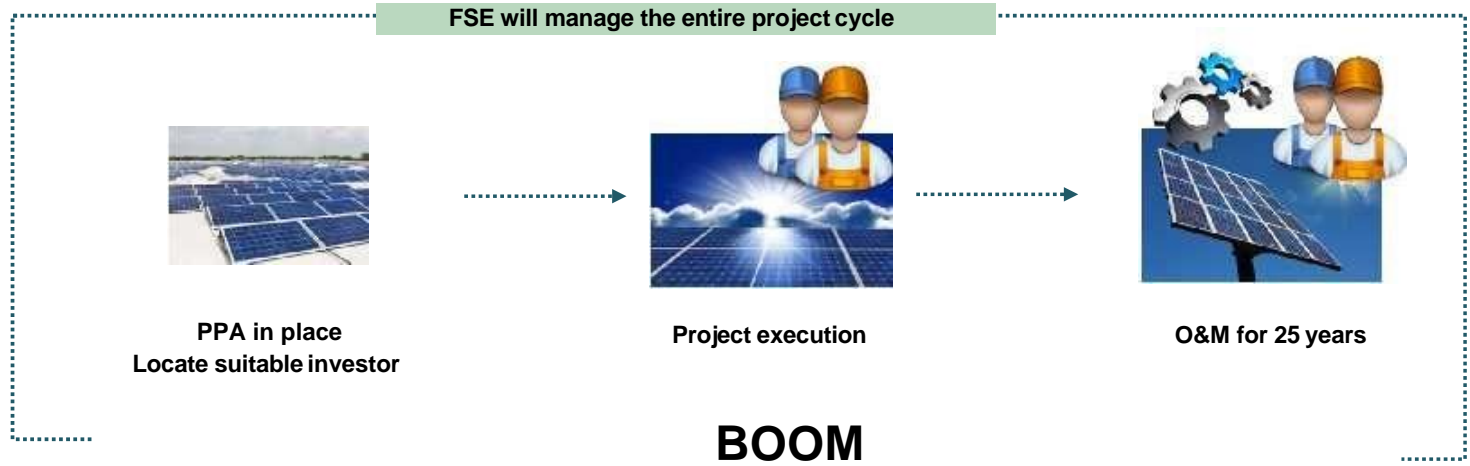
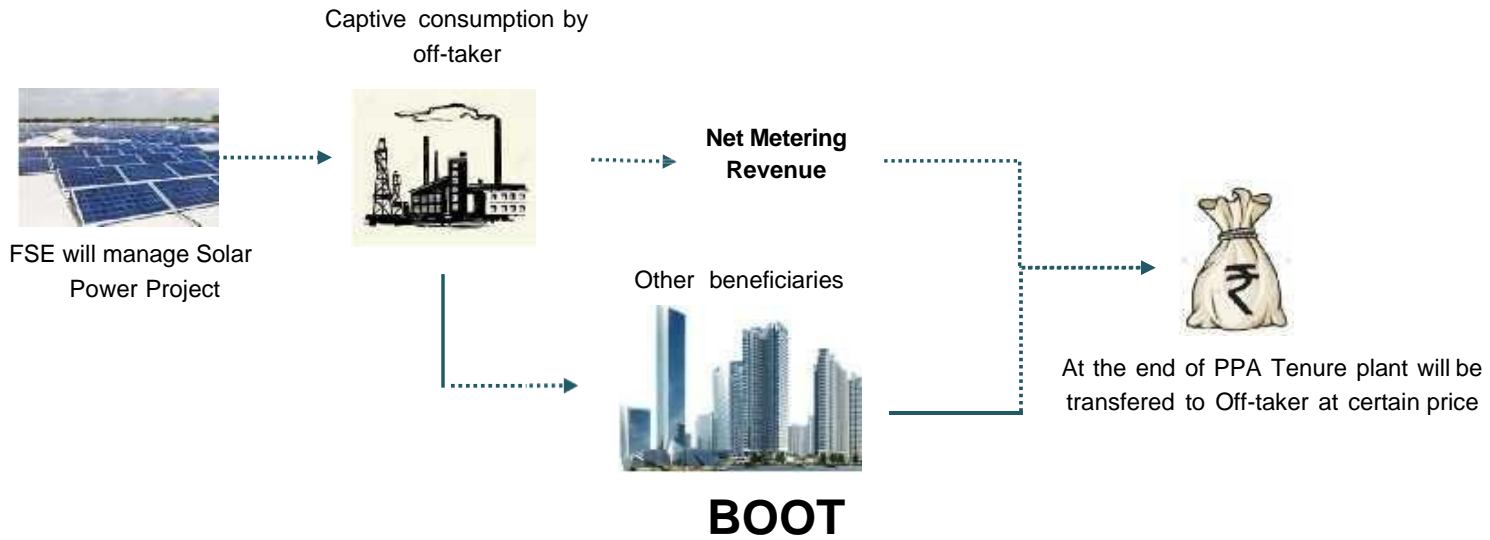
Solar Energy

Technology

Capex Vs. Opex

Risk Analysis

Clients & Financials





PROJECTS STAKEHOLDERS

Brief Background

Solar Energy

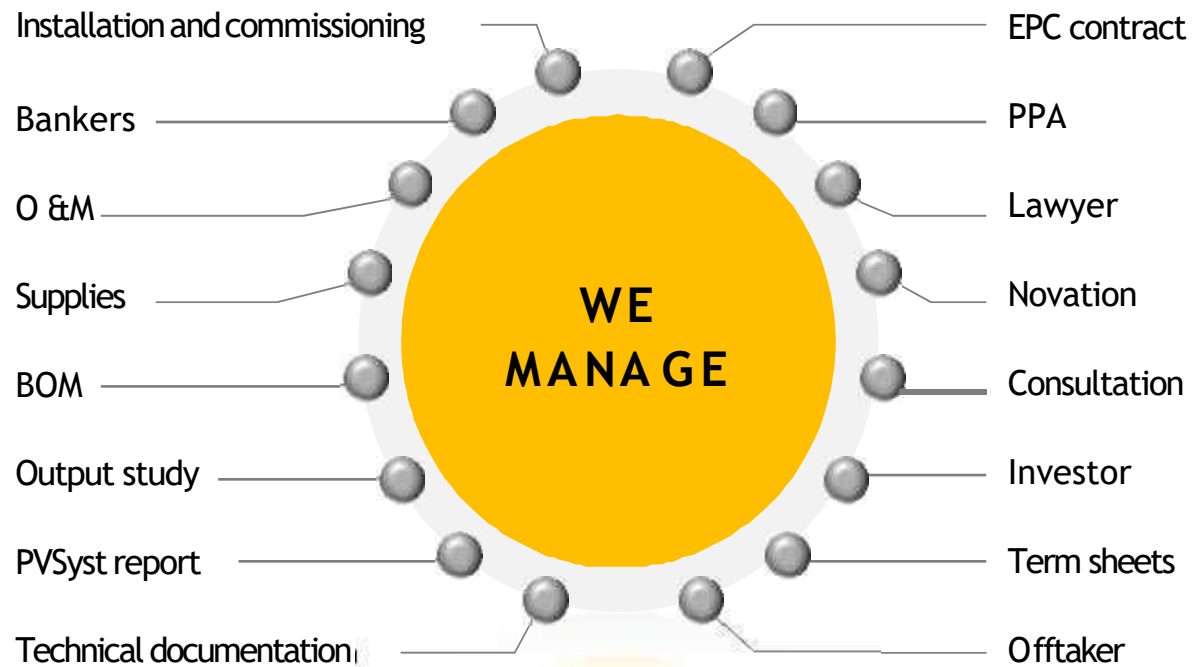
Technology

Capex vs Opex

Risk Analysis

Clients & Financials

Complete Ecosystem of Project



We fill all gaps and close negotiations



RISK ANALYSIS

- Brief Background
- Solar Energy
- Technology
- Capex vs Opex
- RiskAnalysis**
- Clients & Financials

Performance Issue

Issue	Mitigation
Plant not performing well	<ul style="list-style-type: none"> •Thorough technical due diligence at plant design and initial construction level. •Performance ratio protection to legal documentation and contracts. •O&M contractual obligation for performance ratio guarantee through linkage to O&M fees.
O&M contractor does not perform duties	<ul style="list-style-type: none"> •Contractually obligation to pay penalties or ensure termination •Change O&M contractor-several professional standard contractors available
Generation lower than guaranteed	Strong clause. Deemed generation protection



RISK ANALYSIS

Brief
Background

Solar Energy

Technology

Capex vs
Opex

RiskAnalysis

Clients &
Financials

Other Risks

Issue	Mitigation
Net metering permission delayed by Discom	Exclusion Payment agreement terms. O&M responsible.
Breakdown maintenance	Uptime is guaranteed. PR is guaranteed by O&M.

Off-taker Risk (Risk inOpex)

Issue	Mitigation
Bankruptcy	Investor mainly large Public Listed company
Termination or Renovation of contract	<ul style="list-style-type: none"> • Legal Protection • Strong Penalty • Bad Publicity • Already getting power 20% lower than grid



CLIENTS

Brief Background

Solar Energy

Technology

Capex vs Opex

Risk Analysis

Clients & Financials

Off-takers



Investors

HNI's

Businesses

Institutional Investor PE and family offices

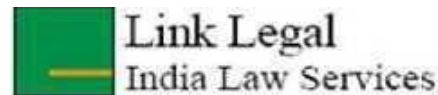
Banking relations



IndusInd Bank



Legal Relations





OUR EXECUTED PROJECTS

Brief
Background

Capex vs
Opex

JV Structure

Asset
Management

Risk Analysis

Clients &
Executed
Projects

METRO HYDERABAD



INDUSTRY - JEEDIMETLA





OUR EXECUTED PROJECTS

Brief
Background

Capex vs
Opex

JV Structure

Asset
Management

Risk Analysis

Clients &
Executed
Projects

RK MOTORS - HYDERABAD



NV CAPITAL - HARIYANA





OUR EXECUTED PROJECTS

Brief
Background

Capex vs
Opex

JV Structure

Asset
Management

Risk Analysis

Clients &
Executed
Projects

FUTURE GROUP - IFPL



NV CAPITAL - MERITON





OUR EXECUTED PROJECTS

1240 DOMESTIC & COMMERCIAL POWER PLANT'S



6.5 MW PARIGI RANGA REDDY





OUR EXECUTED PROJECTS

240 + SOLAR WATER PUMP'S



285 + PATROL PUMP'S (T.S. & A.P.)






OUR EXECUTED PROJECTS

2 MW – CHINTA PALLY



2.5 KURNOOL





OUR EXECUTED PROJECTS

500 KW - AMMANGAL



1 MW – IIIT COLLEGE GACHIBOWLI





OUR EXECUTED PROJECTS

500 KW TEMPLE TREE - KHAJAGUDA



200 KW TRILL'S VILLA - MANIKONDA





OUR EXECUTED PROJECTS

600 KW MAYRAIN - TILAPUR



50 KW SAI NURSING HOME





OUR EXECUTED PROJECTS

INDUSTRIAL MORE THAN 150 PLANT'S MINIMUM
30 KW TO 640 KW





OUR EXECUTED PROJECTS

COMMERCIAL & DOMESTIC MORE THAN 150 ELECTRICAL WORKS
AND PANEL BOARD SUPPLY





THANK YOU

G Prasad Goud
Managing Director
Prasad@Punarviprojects.com
Mobile No:7799757777

Plot No.13, Laxmi Corp, P&T Colony, Tirumalagirry, Hyderabad, Telangana-500015, INDIA.
Email: Prasad@Punarviprojects.com / flashsolarenergy@gmail.com
Factory address: #2-4-1087/LR, Phase-I, BN Reddy Nagar, Cherlapally, Hyderabad-500051
Branch office: 41-12-7, Krishna Lanka, Near SBI Bank, Vijayawada, AP-520013